

# LipiVage®

www.lipivage.com

# LipiVage®

An innovation in  
**fat harvesting**  
that gently separates and  
concentrates fat cells within a  
closed, sterile device for  
**improved quality while  
saving valuable time.**

THE IDEAL CHOICE FOR HARVESTING FAT

Visit [www.genesisbiosystems.com](http://www.genesisbiosystems.com)  
for more information, videos, and testimonials  
about our innovative products.

Our goal is to provide you with proven products that  
will assist you in your success.

MADE IN THE USA

**Genesis**  
**Biosystems®**  
INNOVATIONS IN REGENERATION

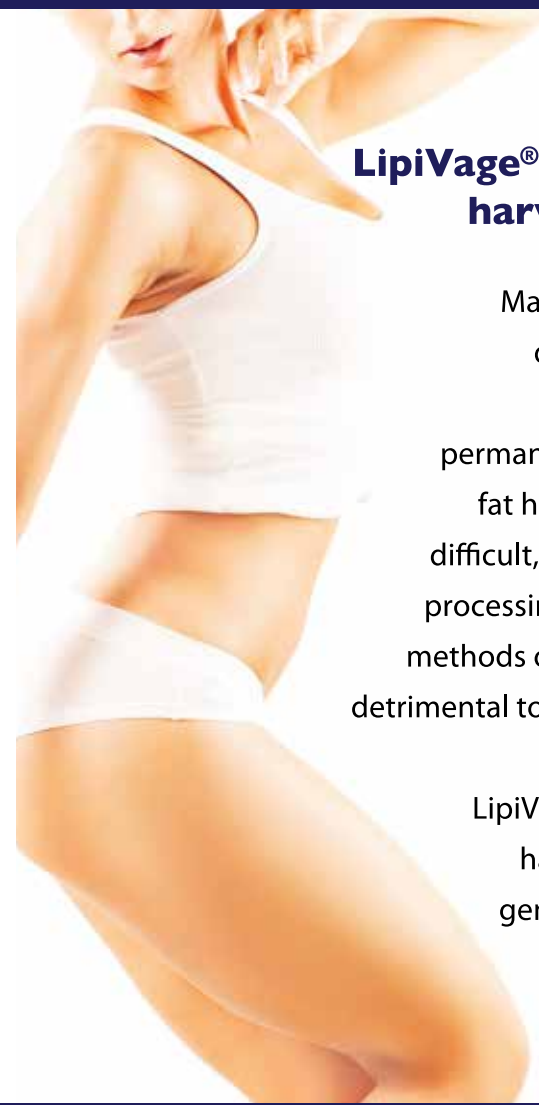
© 2015 Genesis Biosystems, Inc.  
MA1-0168-001 Rev F

Genesis Biosystems, Inc.  
1500 Eagle Court  
Lewisville, TX 75057  
(888) 577-PEEL (7335)  
(972) 315-7888

LipiVage® is a Registered Trade Mark of Genesis Biosystems, Inc.  
U.S. Patent #7,588,732 B2 and #8,202,493 B2

**Genesis**  
**Biosystems®**  
INNOVATIONS IN REGENERATION

# LipiVage® improves the quality and simplifies the process of fat harvesting.



## LipiVage® is the ideal choice for harvesting the ideal filler.

Many agree that fat makes an ideal dermal filler. It is natural, readily available and may even provide permanent results. However, until now, fat harvesting has required relatively difficult, inefficient and time-consuming processing steps. In addition, traditional methods of processing fat may have been detrimental to cell viability and lasting results.

LipiVage® was specifically created for harvesting fat simply, quickly and gently. . . giving fat a better chance for survival.


## Why LipiVage®?

- Closed, sterile system
- Gentle on fat cells; uses low vacuum
- No centrifuge required
- No need to pour off liquids or oils after harvesting
- Concentrates fat during harvesting
- Fat is immediately ready for re-injection<sup>4</sup>
- Disposable; no sterile processing required
- Twist-lock cannula connection (LipiVage® Kit with disposable cannula) ensures a positive lock throughout the procedure
- Universal tubing attachment ensures a fast and easy setup with readily available tubing

## How does LipiVage® work?

The tubing set is connected to an aspirator and the vacuum level is set. The transfer adapter is removed and the recommended aspiration cannula is attached. Fat is harvested for approximately one minute and then fluids

are drained for a few seconds. Fat is then transferred into injection syringes using the transfer adapter supplied. The plunger tip is used to wipe the inner walls clean in between harvests. Harvesting steps are repeated for additional fat if needed.



### Harvest

1

Fat cells collect in the filter chamber suspended within the harvester body.

Fat cells are gently pulled toward the inner walls of the filter and are collected along the length of the filter in front of the blue plunger tip, while fluids wash through.

### Transfer

3

After fluids are drained, the concentrated and cleaned fat is immediately ready for re-injection<sup>4</sup>. The unique LipiVage® plunger tip design gently wipes the fat from the inner filter walls and transfers the fat as the plunger is pushed forward gradually.

### Concentrate

2

Once inside, the fat is gently concentrated as the tumescent fluid is removed. Fluid and oils pass through the fat and the filter walls and are carried to the waste receptacle via the tubing set. Due to the low vacuum, there is very little oil present because fewer fat cells are damaged during harvesting.

## Harvesting a Better Way

LipiVage® is an innovative product that provides a better way to harvest fat. Provided with the security and convenience of a sterile packaged device, LipiVage® is the first product to provide an alternative to the potentially harmful processes currently used to harvest fat.

### Gentle

LipiVage® minimizes cell damage by gently harvesting fat at low vacuum levels<sup>(1)</sup>. Standard syringe harvesting cannot do this.

### Protects Fat Cells

LipiVage® protects fat cells by sparing them from the damaging g-forces of centrifugation<sup>(2,3)</sup>, a common method used to separate fat from fluids.

### Saves Time

LipiVage® allows the user to separate and concentrate fat cells within the device while harvesting. Harvested fat is ready to transfer and inject immediately.

## Unique Features

### Twist-Lock Cannula Connection




The disposable cannula twists, clicks and locks for greater stability while harvesting.

### Cannula Harvesting Design



New configuration ensures constant vacuum even when harvesting superficially.

### Universal Tubing Connection



Tubing is held tightly in place with the new graduated fitting.

Available with LipiVage® Kit ONLY

Product has a 3-year shelf life.

[www.lipivage.com](http://www.lipivage.com)

Note: Neither the following referenced authors nor articles imply directly or indirectly an endorsement of LipiVage®

<sup>1</sup> Facial Fat Grafting by Wendy Gottlieb, MD Staff Physician- Department of Plastic Surgery, University of Virginia; Emedicine, June 21, 2002.

<sup>2</sup> Discussions in Search of Improved Fat Viability by Charles Puckett, MD and Benjamin Becker, MD; Plastic and Reconstructive Surgery, Vol. 113, No. 1, January 2004

<sup>3</sup> Comparative Experimental Study of Autologous Adipose Tissue Processed by Different Techniques, Aesthetic Plastic Surgery, 1993 Spring; 17(2):113-5.

<sup>4</sup> LipiVage® is not intended for implantation of harvested adipose tissue. Harvested material must be transferred to a legally marketed injection syringe.